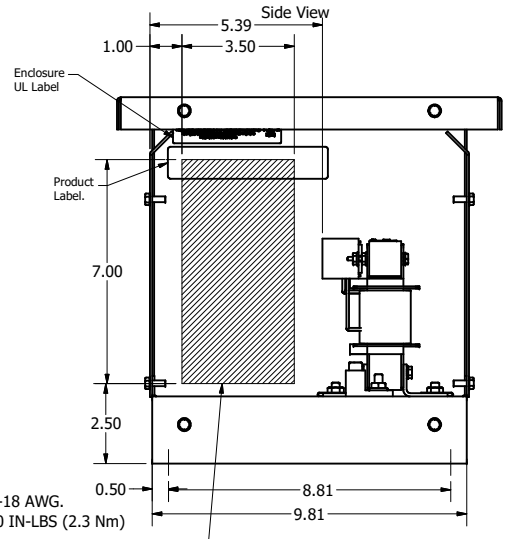


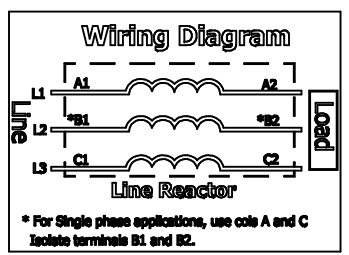
Ground Lug.  
See IOM Manual, Part# 30895  
Table S2/0, Wire Size And Torque.

Suggested  
Customer Wire Entrance  
Bottom Of Enclosure.  
See Note: 6  
(Non Removeable Panel)

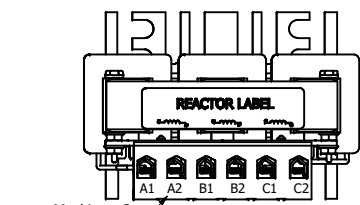
Wire Range: 4-18 AWG.  
Torque : 20 IN-LBS (2.3 Nm)



Suggested  
Customer Entrance  
Either Side Of Enclosure.  
See Note: 6  
(Non Removeable Panel)



\* For Single phase applications, use cols A and C  
Isolate terminals B1 and B2.



Markings On  
Terminal Block For  
Reference Only.

208/240 Rated Voltage, 600 Max Voltage, High Z, Impedance.						
Part Number	Horsepower (HP)	Motor Amps (A)	Maximum Amps (A)	Inductance (uH)	Weight (LBS)	Losses (W)
KDRB25HE3R	5	16.7	17	1030	23	53
KDRB26HE3R	7 1/2	24.2	26	699	23	67

208/240 Rated Voltage, 600 Max Voltage, Low Z, Impedance.						
Part Number	Horsepower (HP)	Motor Amps (A)	Maximum Amps (A)	Inductance (uH)	Weight (LBS)	Losses (W)
KDRB22LE3R	5	16.7	19	626	23	39
KDRB23LE3R	7 1/2	24.2	25	434	23	48

480 Rated Voltage, 600 Max Voltage, High Z, Impedance.						
Part Number	Horsepower (HP)	Motor Amps (A)	Maximum Amps (A)	Inductance (uH)	Weight (LBS)	Losses (W)
KDRB2HE3R	15	21	24	1690	22	105

480 Rated Voltage, 600 Max Voltage, Low Z, Impedance.						
Part Number	Horsepower (HP)	Motor Amps (A)	Maximum Amps (A)	Inductance (uH)	Weight (LBS)	Losses (W)
KDRB2LE3R	15	21	25	912	23	65
KDRB1LE3R	20	27	30	694	23	79

575 Rated Voltage, 600 Max Voltage, High Z, Impedance.						
Part Number	Horsepower (HP)	Motor Amps (A)	Maximum Amps (A)	Inductance (uH)	Weight (LBS)	Losses (W)
KDRB42HE3R	7 1/2	9	10	5370	20	61
KDRB43HE3R	10	11	11	4340	20	70
KDRB44HE3R	15	17	18.5	2630	20	73

575 Rated Voltage, 600 Max Voltage, Low Z, Impedance.						
Part Number	Horsepower (HP)	Motor Amps (A)	Maximum Amps (A)	Inductance (uH)	Weight (LBS)	Losses (W)
KDRB45LE3R	15	17	19.5	1590	23	66
KDRB44LE3R	20	22	24	1280	23	71
KDRB43LE3R	25	27	30	883	23	77

480 Rated Voltage, 600 Max Voltage, Output						
Part Number	Horsepower (HP)	Motor Amps (A)	Maximum Amps (A)	Inductance (uH)	Weight (LBS)	Losses (W)
KDRB1PE3R	10	14	16	701	22	20



- Notes:
- UL file number: cULus Listed File E116124.
  - KDR Drive Reactors Comply With The Thermal and Altitude Standards Set Forth by NEMA ST20-1992.
  - KDR IOM Manual Part Number 30895
  - NEC Current For 208/240 Volts, Horsepower Based On 208 Volts.
  - Material(s) Shall be RoHS Compliant
  - Customer Is Responsible For Installation To Meet All National And Local Electrical Codes.

THE INFORMATION AND DESIGNS CONTAINED IN THIS DRAWING ARE CONFIDENTIAL AND THE PROPRIETARY PROPERTY OF ALLIED MOTION TECHNOLOGIES INC. AND ITS SUBSIDIARIES. NEITHER THIS DESIGN NOR ANY INFORMATION CONTAINED IN THIS DRAWING MAY BE REPRODUCED OR DISCLOSED TO OTHERS WITHOUT THE EXPRESS WRITTEN CONSENT OF ALLIED MOTION TECHNOLOGIES INC. AND ITS SUBSIDIARIES.

NO	REVISION	DATE	BY
C	6688, B2H, B2L Amps was Updated	6/6/2024	DSW
B	4686, TB Screw to 1/8 Hex	5/15/2019	DSW
A	As Designed	4/23/2018	DSW

TOLERANCES (EXCEPT AS NOTED)  
DECIMAL  
.XX ± .03  
.XXX ± .010  
FRACTIONAL  
± 1/32  
ANGULAR  
± 1°